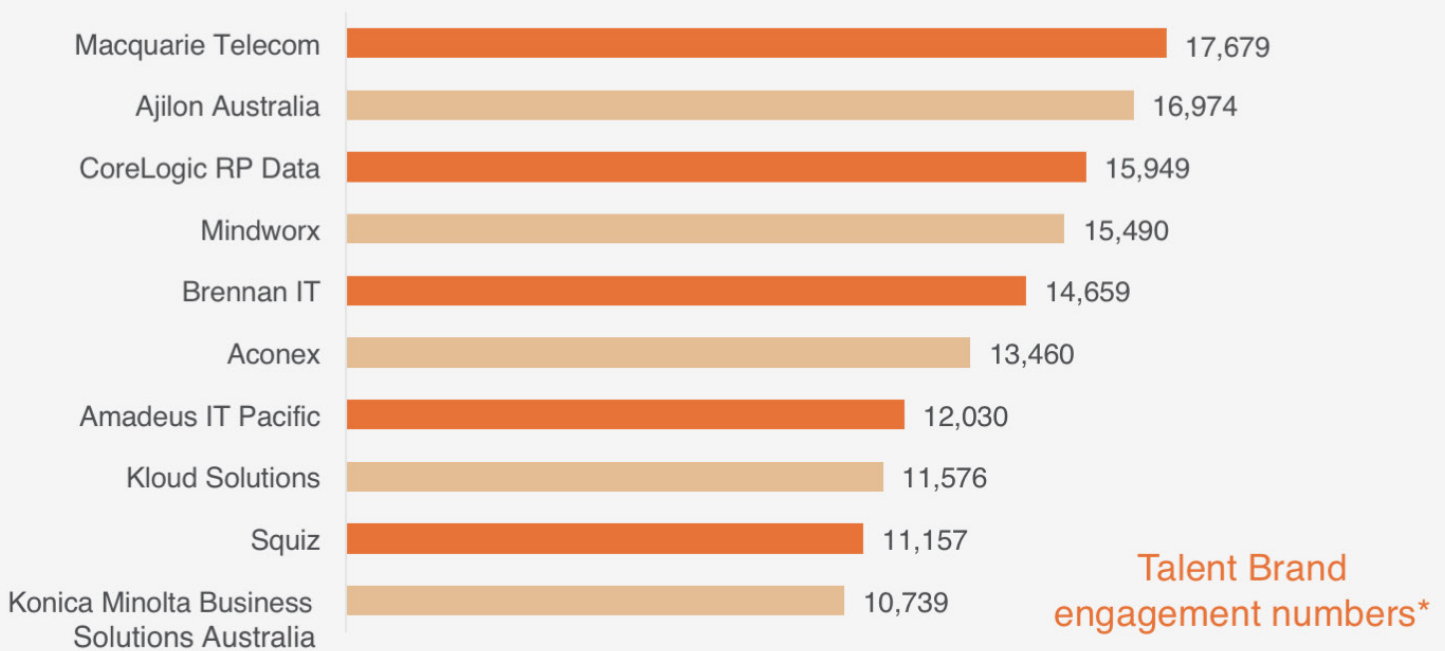


A world of insights can be gathered from LinkedIn's 380+ million members – the world's largest professional network. This report shows you the macro-trends within your industry. We hope these insights help to inform your data-driven hiring & planning decisions.

Industry trends



Top 10 most engaged SMB companies



Talent Brand engagement numbers*

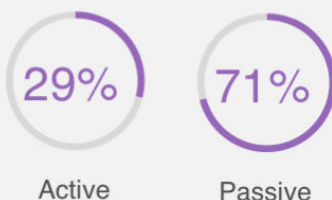


Candidate demographics

Top functions (by volume) and their growth

Function	% of Professionals	% Growth in 2014 in ANZ
Information Technology	21%	+1%
Support	13%	-4%
Engineering	10%	+2%
Sales	9%	-3%
Consulting	8%	+13%
Program and Project Management	6%	-2%

Candidates



Top skills endorsed (by volume)

- Management
- Business Analysis
- Project Management
- Integration
- ITIL
- Solution Architecture

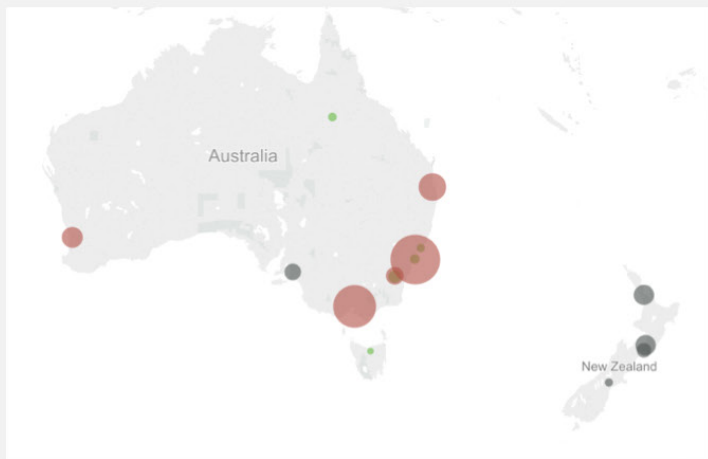


Industry development in 2014

LinkedIn data shows that employment in this industry shrank by **-0.1%** in 2014.



Talent supply & demand



City	# of Professionals	Competition for talent
Sydney	73k	High
Melbourne	55k	High
Brisbane	23k	High
Perth	13k	High
New Zealand, other	12k	Low
Auckland	12k	Moderate
Canberra	9k	High
Adelaide	8k	Moderate
Wellington & Wairarapa	6k	Moderate
Australia, other	5k	Low

Top companies followed (by volume)



Top LinkedIn groups (by volume)

- Australian IT Industry
- Cloud Computing
- Cloud Computing, SAAS & Virtualization
- The Project Manager Network
- Australian Computer Society



Methodology

The results of this report represent the world seen through the lens of LinkedIn data.

Top 10 most engaged SMB companies
 The Talent Brand Engagement Number describes the unique count of people who are LinkedIn company followers, viewed or applied for jobs, and viewed the company or career page in the last 12 months. *Small and medium sized businesses (SMB) are all organisations with less than 500 employees.

Industry development in 2014
 To calculate the industry's level of employment in 2014, we subtracted the number of members who left the industry from the number of members who started a job in the industry in 2014. That number was divided by the average number of members in the industry in 2014.

Talent supply & demand
 LinkedIn Recruiter activity is used to determine demand for talent. A higher demand index means the average professional from a particular city is interacting with recruiters more frequently than peers in other countries.